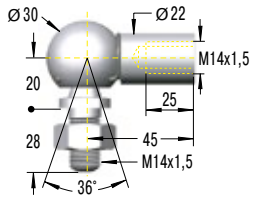


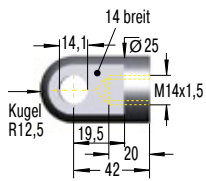
### M14x1,5 (für GS-40-VA, GZ-40-VA)

#### C14-VA Winkelgelenk



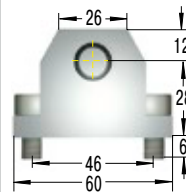
<sup>1</sup> bis max. 3.200 N

#### A14-VA Gelenkauge

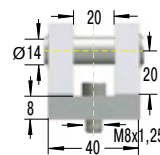


<sup>1</sup> bis max. 7.000 N

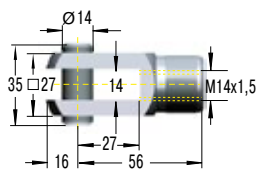
#### ME14-VA Lagerschuh



<sup>1</sup> bis max. 10.000 N

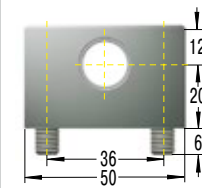


#### D14-VA Gabelkopf

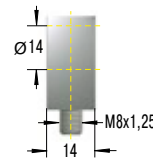


<sup>1</sup> bis max. 7.000 N

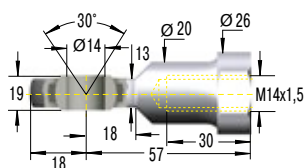
#### ND14-VA Montageflansch



<sup>1</sup> bis max. 10.000 N

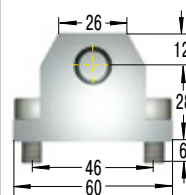


#### E14-VA Gelenkkopf

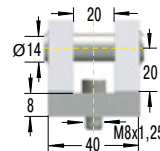


<sup>1</sup> bis max. 7.000 N

#### ME14-VA Lagerschuh



<sup>1</sup> bis max. 10.000 N



<sup>1</sup>Achtung! Max. statische Belastung in N; Krafterhöhung beim Eindrücken (Progression) beachten. Höhere Belastung auf Anfrage möglich.