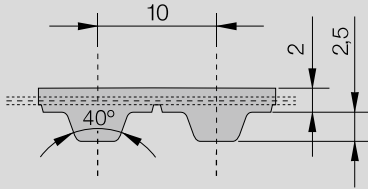
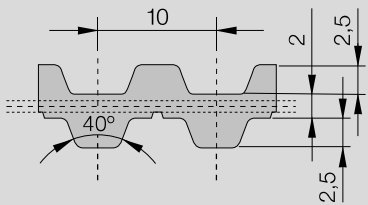


T standard Timing Belts

T 10 / T 10-DL



CONTI® SYNCHROFLEX Timing Belt (SFX) T 10



CONTI® SYNCHROFLEX Timing Belt T (SFX) 10-DL

Standard T profile according to DIN 7721 with metric pitch and trapezoidal teeth.

The technical data refer to standard polyurethane and standard steel cord tension members.

Available version

- single-sided (as standard)
- with “E” tension member for a better flexibility
- with Aramide tension member
- polyurethane special materials upon request
- antistatic, coloured, mechanical reworked

DL: double-sided

FA: with bigger back thickness

FN: with profiles on the back of the belt

Order example

CONTI® SYNCHROFLEX Timing Belt 16 T10/260

Belt width in mm _____

Type/Pitch _____

Belt length in mm _____

Type / Length*	Number of teeth	Type / Length*	Number of teeth
T 10 / 260	26	T 10 / 980	98
T 10 / 260 DL	26	T 10 / 980 DL	98
T 10 / 350	35	T 10 / 1010	101
T 10 / 370	37	T 10 / 1080	108
T 10 / 400	40	T 10 / 1110	111
T 10 / 410	41	T 10 / 1140	114
T 10 / 410 FA	41	T 10 / 1150	115
T 10 / 420 FN21	42	T 10 / 1210	121
T 10 / 440	44	T 10 / 1210 DL	121
T 10 / 450	45	T 10 / 1240	124
T 10 / 500	50	T 10 / 1240 DL	124
T 10 / 500 FN	50	T 10 / 1250	125
T 10 / 530	53	T 10 / 1250 DL	125
T 10 / 530 DL	53	T 10 / 1300	130
T 10 / 560	56	T 10 / 1320	132
T 10 / 600	60	T 10 / 1320 DL	132
T 10 / 610	61	T 10 / 1350	135
T 10 / 630	63	T 10 / 1350 DL	135
T 10 / 630 DL	63	T 10 / 1390	139
T 10 / 660	66	T 10 / 1400	140
T 10 / 660 DL	66	T 10 / 1420	142
T 10 / 680	68	T 10 / 1420 DL	142
T 10 / 690	69	T 10 / 1450	145
T 10 / 700	70	T 10 / 1460	146
T 10 / 720	72	T 10 / 1460 FN146	146
T 10 / 720 DL	72	T 10 / 1500	150
T 10 / 730	73	T 10 / 1560	156
T 10 / 750	75	T 10 / 1610	161
T 10 / 760	76	T 10 / 1610 DL	161
T 10 / 780	78	T 10 / 1750	175
T 10 / 780 FN78	78	T 10 / 1780	178
T 10 / 800 FN80	80	T 10 / 1800 FN12	180
T 10 / 810	81	T 10 / 1880	188
T 10 / 840	84	T 10 / 1880 DL	188
T 10 / 840 DL	84	T 10 / 1960	196
T 10 / 840 FN84	84	T 10 / 2250	225
T 10 / 850	85	T 10 / 3100	310
T 10 / 880	88	T 10 / 4780	478
T 10 / 890	89	T 10 / 4780 DL**	478
T 10 / 920	92		
T 10 / 960	96		
T 10 / 970	97		
T 10 / 970 FN97	97		

Preferred belt width* in mm:
16, 25, 32, 50

* Other dimensions upon request.
** Please request technical support from your Mulco sales partner.

T 10 / T 10-DL Technical data

1. Tooth shear strength (specific belt tooth strength)



R.p.m. n [min ⁻¹]	F _{Uspec} [N/cm]	M _{spec} [Ncm/cm]	P _{spec} [W/cm]	R.p.m. n [min ⁻¹]	F _{Uspec} [N/cm]	M _{spec} [Ncm/cm]	P _{spec} [W/cm]
0	50,5	8,04	0,000	2000	25,40	4,04	8,46
20	49,0	7,80	0,163	2200	24,60	3,92	9,03
40	47,7	7,60	0,318	2400	23,90	3,81	9,58
60	46,6	7,42	0,466	2600	23,30	3,71	10,10
80	45,7	7,27	0,609	2800	22,70	3,62	10,60
100	44,8	7,13	0,746	3000	22,20	3,53	11,08
200	41,4	6,60	1,381	3200	21,70	3,45	11,55
300	39,1	6,22	1,953	3400	21,20	3,36	11,99
400	37,2	5,92	2,480	3600	20,70	3,30	12,42
500	35,7	5,68	2,980	3800	20,30	3,23	12,84
600	34,4	5,48	3,440	4000	19,86	3,16	13,24
700	33,3	5,31	3,890	4500	18,91	3,01	14,18
800	32,4	5,15	4,320	5000	18,06	2,87	15,05
900	31,5	5,01	4,730	5500	17,28	2,75	15,84
1000	30,7	4,89	5,120	6000	16,58	2,64	16,58
1100	30,0	4,77	5,500	6500	15,93	2,54	17,26
1200	29,3	4,67	5,870	7000	15,33	2,44	17,88
1300	28,7	4,57	6,220	7500	14,76	2,35	18,46
1400	28,2	4,48	6,570	8000	14,24	2,27	18,99
1500	27,6	4,40	6,910	8500	13,74	2,18	19,47
1600	27,1	4,32	7,230	9000	13,28	2,11	19,92
1700	26,7	4,24	7,550	9500	12,84	2,04	20,30
1800	26,2	4,17	7,860	10000	12,42	1,97	20,70
1900	25,8	4,10	8,160				

Rotational speeds over 10000 rpm and/or belt speeds over 60 m/s need special drive designs. Please ask for our advice.

2. Tension member strength (permitted tensile force of the belt F_{zul}), Belt weight

Belt width	b	[mm]	16	25	32	50	75	100	150
Tension member strength F _{zul}		[N]	1200	2000	2700	4300	6600	8800	13400
Belt weight	T 10	[kg/m]	0,077	0,120	0,154	0,240	0,360	0,480	0,720
	T 10-DL	[kg/m]	0,091	0,143	0,182	0,285	0,428	0,570	0,855

3. Flexibility (Minimum numbers of teeth, minimum diameter)

Timing pulley	z _{min}	12		Drive type without contraflexure
Tension roller (smooth), running on teeth	d _{min} [mm]	60		
Timing pulley	z _{min}	20		Drive type with contraflexure
Tension roller (smooth), running on the back of the belt	d _{min} [mm]	60		