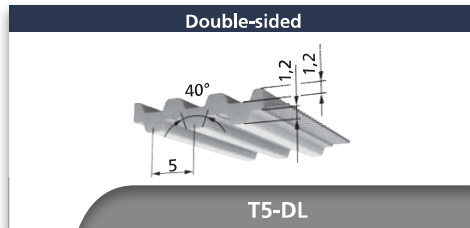
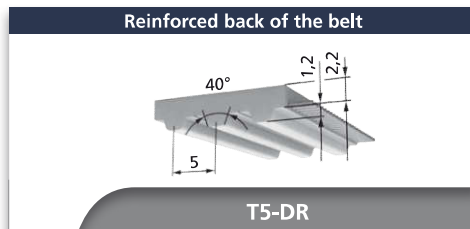


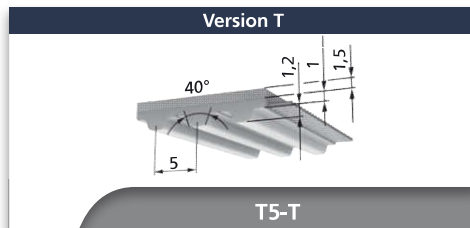
T5



T5-DL



T5-DR



T5-T

Belt widths b [mm] (in-between belt widths on request)							
10	16	25	32	50	75	100	

- x available, standard lengths (see table) without minimum purchase
- o minimum purchase amount on request
- not available
- 1) further materials on request

BFX T5	Available lengths and versions	
Standard lengths	see table	
Minimum purchase amount	up to 690 mm	1 sleeve (b= 100 mm)
Any number of teeth available from	720 mm up to 15000 mm	
Intermediate lengths	from 720 mm	o
StandardPlus version	720 mm up to 15000 mm	
Over 15000 mm	on request	
Standard material	up to 690 mm	TPUST3
	from 720 mm	TPUST1 <sup>1)</sup>
Steel tension member (Standard)	x	
E tension member	o	
Stainless steel tension member	o	
PAZ	x	
DL / DL-PAZ	from 900 mm	o
DR / DR-PAZ	from 900 mm	o
T / T-PAZ	o	

Standard lengths [mm] / Number of teeth					
Length	Number of teeth	Length	Number of teeth	Length	Number of teeth
200	40	560	112	1800	360
215	43	575	115	1900	380
220	44	610	122	2000	400
225	45	620	124	2120	424
240	48	630	126	2240	448
245	49	660	132	2360	472
255	51	690	138	2500	500
260	52	720	144	2650	530
270	54	750	150	2800	560
280	56	755	151	3000	600
295	59	780	156	3150	630
305	61	800	160	3350	670
330	66	815	163	3550	710
340	68	840	168	3750	750
355	71	850	170	4000	800
365	73	860	172	4250	850
370	74	900	180	4500	900
390	78	945	189	4750	950
400	80	990	198	5000	1000
410	82	1040	208	5300	1060
420	84	1075	215	5600	1120
435	87	1100	220	6000	1200
455	91	1215	243	6300	1260
480	96	1380	276	6700	1340
500	100	1400	280	7100	1420
510	102	1500	300	7500	1500
525	105	1600	320		
545	109	1700	340		

BRECOFLEX® T5 Tooth shear strength (specific belt tooth load bearing)							
R.p.m. n [min <sup>-1</sup> ]	F <sub>Uspec</sub> [N/cm]	M <sub>spec</sub> [Ncm/cm]	P <sub>spec</sub> [W/cm]	R.p.m. n [min <sup>-1</sup> ]	F <sub>Uspec</sub> [N/cm]	M <sub>spec</sub> [Ncm/cm]	P <sub>spec</sub> [W/cm]
0	24,00	1,910	0,000	2000	13,69	1,089	2,280
20	23,40	1,861	0,039	2200	13,38	1,065	2,450
40	22,90	1,819	0,076	2400	13,10	1,042	2,620
60	22,40	1,783	0,112	2600	12,84	1,021	2,780
80	22,00	1,751	0,147	2800	12,59	1,002	2,940
100	21,70	1,723	0,180	3000	12,37	0,984	3,090
200	20,30	1,614	0,338	3200	12,16	0,967	3,240
300	19,30	1,536	0,483	3400	11,96	0,951	3,390
400	18,55	1,476	0,618	3600	11,77	0,936	3,530
500	17,93	1,427	0,747	3800	11,59	0,922	3,670
600	17,41	1,385	0,870	4000	11,42	0,909	3,810
700	16,96	1,349	0,989	4500	11,03	0,878	4,140
800	16,56	1,318	1,104	5000	10,68	0,850	4,450
900	16,20	1,289	1,215	5500	10,36	0,825	4,750
1000	15,88	1,263	1,323	6000	10,07	0,802	5,040
1100	15,58	1,240	1,428	6500	9,81	0,780	5,310
1200	15,31	1,218	1,531	7000	9,56	0,761	5,580
1300	15,06	1,198	1,632	7500	9,33	0,742	5,830
1400	14,83	1,180	1,730	8000	9,11	0,725	6,080
1500	14,61	1,162	1,826	8500	8,91	0,709	6,310
1600	14,40	1,146	1,920	9000	8,72	0,694	6,540
1700	14,21	1,131	2,010	9500	8,54	0,679	6,760
1800	14,03	1,116	2,100	10000	8,37	0,666	6,970
1900	13,85	1,102	2,190				

BRECOFLEX® T5 Admissible tensile force of the belt F <sub>adm</sub> / Belt weight									
Belt width	b [mm]	10	16	25	32	50	75	100	
E / Steel tension member	F <sub>adm</sub> [N]	330	570	930	1200	1920	2940	3930	
Stainless steel tension member	F <sub>adm</sub> [N]	250	435	710	910	1460	2235	2990	
Belt weight	Standard	[kg/m]	0,022	0,034	0,052	0,067	0,105	0,163	0,210
	DL	[kg/m]	0,028	0,045	0,072	0,099	0,141	0,212	0,283
	DR	[kg/m]	0,036	0,057	0,090	0,115	0,180	0,271	0,362
	T	[kg/m]	0,041	0,065	0,101	0,130	0,203	0,304	0,405

BRECOFLEX® T5 Flexibility (minimum number of teeth / minimum diameter)															
		Steel tension member				E tension member				Stainless steel tension member					
		Standard	DL	DR	T	Standard	DL	DR	T	Standard	DL	DR	T		
z <sub>min</sub>	d <sub>min</sub>	Without contra-flexure	z <sub>min</sub>	10	15	20*	20	10	12	-	-	18	36	20	20
		d <sub>min</sub> [mm]	30	30	30	30	18	30	-	-	30	60	30	30	
z <sub>min</sub>	d <sub>min</sub>	With contra-flexure	z <sub>min</sub>	15	15	20*	20	12	12	-	-	36	36	36	36
		d <sub>min</sub> [mm]	30	30	60	60	18	30	-	-	60	60	60	60	

\*Speed limitation